

JAMES A. BAKER III INSTITUTE FOR PUBLIC POLICY  
RICE UNIVERSITY

# HOW WELL HAS LATIN AMERICA FARED DURING THE GLOBAL FINANCIAL CRISIS?

BY

JOSE ANTONIO OCAMPO, PH.D.

2008-2009 WILL CLAYTON FELLOW IN INTERNATIONAL ECONOMICS, BAKER INSTITUTE; AND  
PROFESSOR OF PROFESSIONAL PRACTICE IN INTERNATIONAL AND PUBLIC AFFAIRS AND  
DIRECTOR, ECONOMIC AND POLITICAL DEVELOPMENT CONCENTRATION,  
SCHOOL OF INTERNATIONAL AND PUBLIC AFFAIRS, COLUMBIA UNIVERSITY

NOVEMBER 29, 2010

## **How Well has Latin America Fared During the Global Financial Crisis?**

THESE PAPERS WERE WRITTEN BY A RESEARCHER (OR RESEARCHERS) WHO PARTICIPATED IN A BAKER INSTITUTE RESEARCH PROJECT. WHEREVER FEASIBLE, THESE PAPERS ARE REVIEWED BY OUTSIDE EXPERTS BEFORE THEY ARE RELEASED. HOWEVER, THE RESEARCH AND VIEWS EXPRESSED IN THESE PAPERS ARE THOSE OF THE INDIVIDUAL RESEARCHER(S), AND DO NOT NECESSARILY REPRESENT THE VIEWS OF THE JAMES A. BAKER III INSTITUTE FOR PUBLIC POLICY.

© 2010 BY THE JAMES A. BAKER III INSTITUTE FOR PUBLIC POLICY OF RICE UNIVERSITY

THIS MATERIAL MAY BE QUOTED OR REPRODUCED WITHOUT PRIOR PERMISSION,  
PROVIDED APPROPRIATE CREDIT IS GIVEN TO THE AUTHOR AND  
THE JAMES A. BAKER III INSTITUTE FOR PUBLIC POLICY.

## How Well has Latin America Fared During the Global Financial Crisis?

### Introduction

Has Latin America broken new ground with its performance during the recent global financial crisis and, furthermore, during the recent business cycle? Some level of macroeconomic prudence was certainly present during the recent boom, and the region responded to the recent crisis without the dramatic balance of payment adjustments and banking collapses that were typical in the past. But there seems to be a significant level of complacency among regional governments, international organizations, and some analysts about recent macroeconomic performance. This paper argues that, while there is indeed good news, there is certainly no ground for euphoria. Latin America's recent performance has not been so outstanding or widespread, nor is this performance associated only with the region's own efforts.

Between 2003 and 2007, Latin America experienced its fastest economic growth since the end of the long postwar boom that ended in the mid-1970s. The boom was fairly broad-based and, indeed, stronger in smaller- and medium-sized economies than in the region's two largest economies (Brazil and Mexico), although not spectacular by East Asian standards. In contrast with the post-market-reform period that started in the mid-1980s (and earlier in some Southern Cone countries) its social effects were also favorable. Formal employment grew, unemployment fell, and poverty experienced a rapid decline—a phenomenon enhanced by improved income distribution in several countries. This mix of good economic performance and positive social outcomes is seen as a distinguishing feature of recent Latin American performance (see, for example, Cornia, 2010). Although the recent Latin American boom reflects policy improvements, the growth was also based on an unusual combination of favorable external conditions: booming world trade and world commodity prices, ample access to international financing at historically low costs, and a high level of remittances from migrant workers.<sup>1</sup>

Latin America also escaped the first phase of the global financial crisis: the collapse of U.S. subprime assets in August 2007. Since then, however, external financing became more irregular and risk premiums increased. The growth of remittances also slowed due to reduced employment

---

<sup>1</sup> See an extensive analysis of the boom in IDB (2008), Izquierdo, Romero, and Talvi (2008); and Ocampo (2007).

## **How Well has Latin America Fared During the Global Financial Crisis?**

opportunities in recipient countries, particularly in the construction sector in the United States.<sup>2</sup> However, the persistence of the world commodity price boom until mid-2008, as well as expansionary policies in some cases (notably Brazil), allowed several countries to continue growing through the first semester of 2008. Changes in commodity price trends in mid-2008 may be seen, therefore, as an important turning point. However, the rapid spread of the crisis was unleashed, in Latin America and elsewhere, by the bankruptcy of Lehman Brothers in mid-September 2008, followed by the financial meltdown, global recession, and collapse of international trade.

Latin America then experienced a strong recession—one of the strongest in the developing world, including under this heading the so-called “emerging economies.” The external channels of transmission were, however, different from past crises. As the result of significant improvements in external balance sheets during the preceding boom, as well as the series of stimulus and bailout packages in industrialized countries, the financial channels were weaker and shorter in duration than during past crises. Countries enjoyed some space for countercyclical macroeconomic policies. Aggressive expansionary policies in China and the return of the Asian giant’s rapid growth rates also accelerated the recovery of commodity prices to historically high levels, particularly in the case of energy and mineral products. In contrast, the collapse of trade volume has strongly affected manufacturing and service exporters through the reduction of world, and particularly U.S., demand. Remittances also had a strong effect on most small countries. The net effect of this mix of external shocks was very uneven. Several South American countries experienced a rapid recovery, amply compensating for the 2009 recession or slowdown, but Mexico and several Central American countries have done less well, and Venezuela continues to be mired in recession as of mid-2010.

This paper looks at the effects of external events and domestic policies on Latin America during the recent global financial crisis and its policy implications. The first section analyzes the channels of transmission and their effects on the region. The second takes a look at policy responses. The third section considers major policy lessons that can be learned from this conjuncture.

---

<sup>2</sup> See an analysis of this issue in relation to Mexico in JPMorgan (2008).

## How Well has Latin America Fared During the Global Financial Crisis?

### I. The Impact of the Crisis

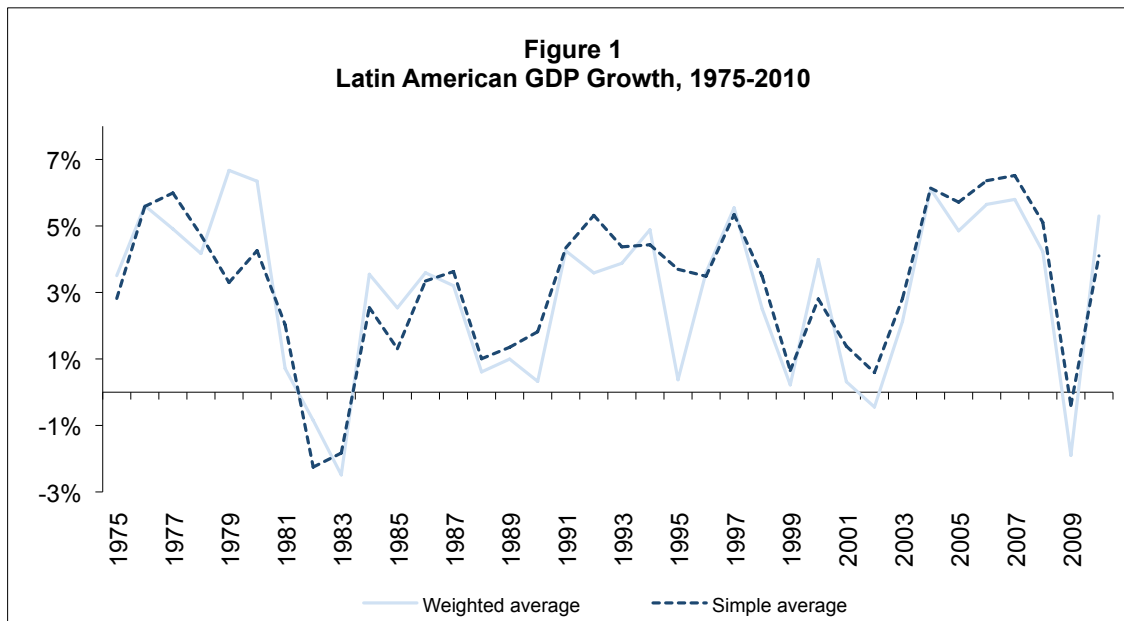
The global financial crisis resulted in a strong recession in Latin America in the last quarter of 2008 and the first quarter of 2009. The initial gross domestic product (GDP) shock was stronger than that of the Organisation for Economic Co-operation and Development (OECD), in absolute terms and, particularly, in relation to rates of growth that prevailed during the boom years (Economic Commission for Latin America and the Caribbean [ECLAC], 2010b, Box I.1). Furthermore, for the year 2009 as a whole, Latin America was second to the transition economies of Central and Eastern Europe and Central Asia in terms of the intensity of the shock (Ocampo et al., 2010; United Nations, 2010). Figure 1 also indicates that this was the worst regional recession since the debt crisis of the 1980s, and the first one since then in which the simple average of the region's GDP growth rates turned negative, indicating that the effects were widespread. In particular, there was a sharp slowdown with respect to the rapid growth rates that had prevailed in Latin America during the 2003-07 boom (seven percentage points).

The magnitude of the initial slowdown or recession and of the recovery was quite diverse across the region.<sup>3</sup> This is reflected in Figure 2, which compares annual GDP per capita growth in Latin American countries for 2009 and 2010 (expected growth rates according to the most recent ECLAC, 2010b, projections, which are slightly less optimistic than those of International Monetary Fund [IMF], 2010b). Overall, a clear North-South difference emerges, with South America faring better than Mexico and Central America. Interestingly, this pattern is in sharp contrast to the previous and longer 1998-2003 shock, during which South America was more strongly affected. But there are also sharp differences within the two subregions: Venezuela, a South American nation, is the worst performer, whereas two countries in the northern part of the region (Dominican Republic and Panama) have done relatively well.

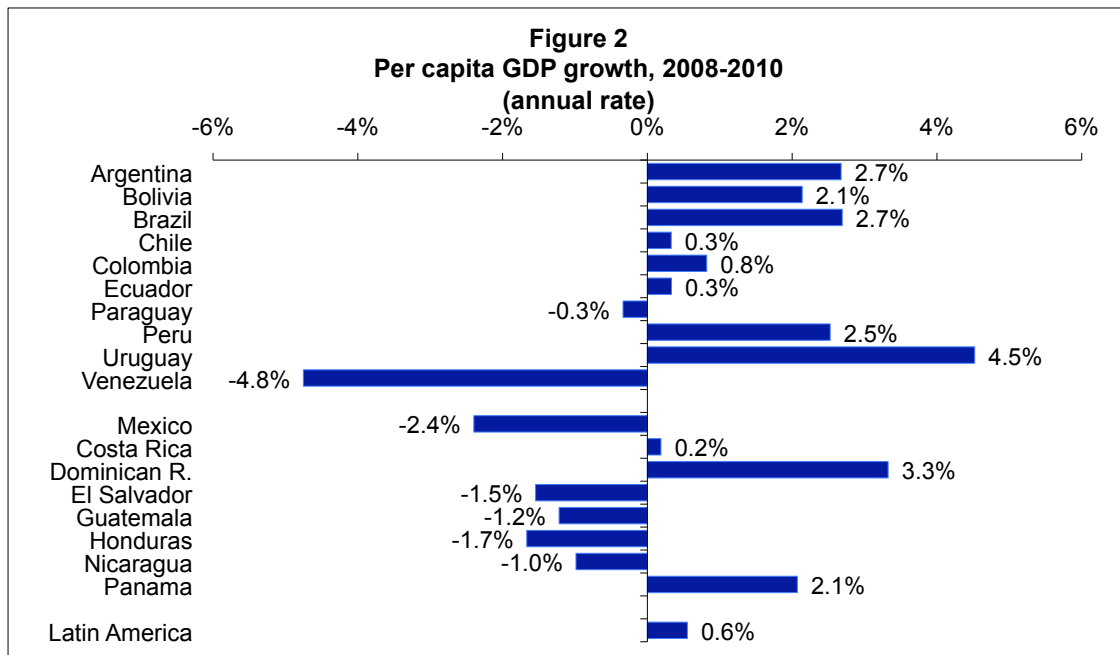
---

<sup>3</sup> See a detailed analysis in ECLAC (2010b) and IMF (2010a).

## How Well has Latin America Fared During the Global Financial Crisis?



Source: Estimated on the basis of ECLAC data



Source: Estimated on the basis of ECLAC data

The diverse performances partly reflect domestic policies. For instance, the sharp divergence between Brazil and Venezuela can only be explained by domestic factors: an active countercyclical policy in the former, and procyclical policies and a traditional crisis in the latter. In broader terms, improvements in external balance sheets, stronger prudential regulation, and, to

## **How Well has Latin America Fared During the Global Financial Crisis?**

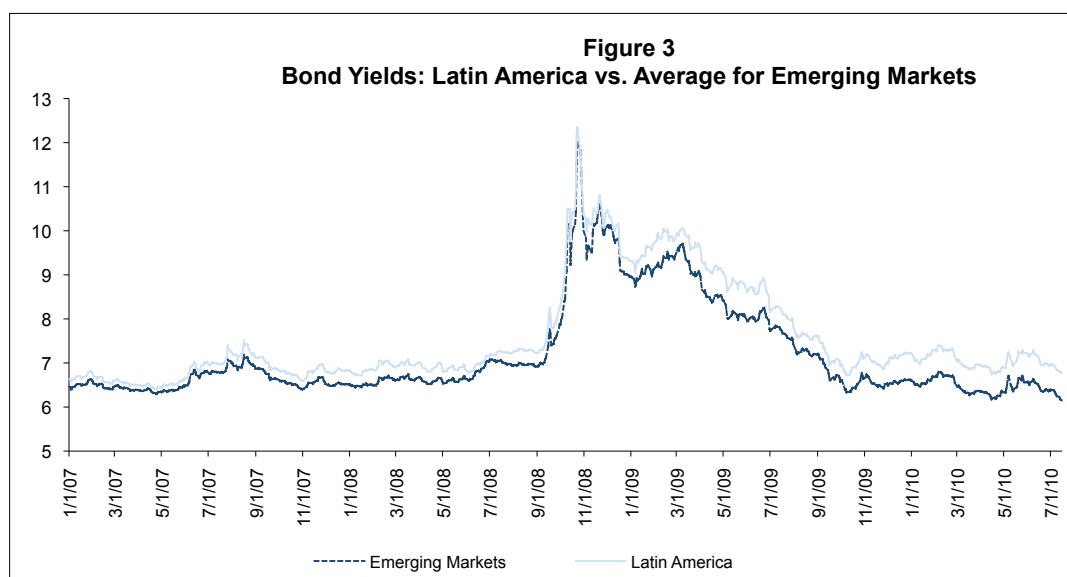
a lesser extent, better fiscal accounts during the boom years gave several countries room to maneuver for countercyclical macroeconomic policies (see section II). But external factors also played a fundamental role. This includes specialization patterns, particularly South America's strong dependence on commodities, in an international context in which, as a result of Chinese demand, commodity prices remained relatively high and recovered rapidly after the initial downswing. In financial terms, international factors also played a fundamental role in the strong recovery of international capital markets—though not, it could be added, of bank financing—thanks to the massive countercyclical monetary policy and financial bailouts in industrial countries. In this sense, a basic difference between the current crisis and the debt crises of the 1980s, as well as of emerging economies since 1997, is that there is a massive international reaction to contain its effects. The only precedent had been the response to the December 1994 Mexican crisis.

The nature of the transmission channels had, therefore, many novelties. A new, though negative, factor was the sharp contraction of remittances, which came with a lag. The initial contraction was not severe, but by the second and third quarters of 2009, remittances fell at a rate of 17% from the same quarters a year earlier, and 15% for the year as a whole (IDB/MIF, 2010). Its overall regional impact was moderate, but it had substantial effects on smaller countries in Central America that are heavily dependent on remittances, as well as on services (tourism and transportation) that are provided to a large extent to migrants from these countries residing in the United States.

The financial shock was initially severe. Capital inflows were interrupted and risk premiums increased sharply. However, the intensity of this initial turmoil was weaker, and its length was significantly shorter than during previous crises. This is reflected in Figure 3, which shows the evolution of the yields of Latin American bonds during recent years. Spreads increased in mid-2007 as a result of the subprime crises, but the reduction of reference interest rates (10-year U.S. Treasury bonds) brought yields back to initial levels by the year's end. Yields increased sharply in mid-September 2008, during the strongest phase of the global financial meltdown, as was typical of most securities worldwide. There were also massive losses in derivative markets by some Brazilian and Mexican firms. However, yields started to moderate late in 2008 and,

## How Well has Latin America Fared During the Global Financial Crisis?

particularly, during the second quarter of 2009, and were back to pre-crisis levels about a year after the Lehman collapse. Strictly speaking, this was the result of higher spreads (about 150 to 200 basis points relative to the situation before the subprime crisis of August 2007) that were compensated by lower reference rates. For the seven largest Latin American countries, yields are now *below* pre-crisis levels, with the exception of the two nations where spreads reflect an element of “political risk” (Argentina and Venezuela). Spillovers of the Dubai events of late 2009 and of European turmoil during the first semester of 2010 were negligible.



Source: JPMorgan

There are many other reflections of the early financial recovery.<sup>4</sup> There was a period of very irregular bond issuance after the August 2007 subprime crisis and several months of no issuance starting in mid-2008, which occurred somewhat before the Lehman collapse and may thus reflect the reversal of commodity price trends. However, bond issuance returned in December 2008 and actually has boomed since mid-2009, particularly for corporate issuers. The behavior of Latin American stock exchanges was one of the most (if not the most) favorable in the world during the turmoil: At the worst point in the post-Lehman days, stock prices remained about double (in dollar terms) the levels prior to mid-2004, when the world stock exchange boom took off, and they also recovered, together with other stock markets, starting from the second quarter of 2009. The foreign exchange reserves of the seven largest Latin American economies fell only

<sup>4</sup> For a closer analysis of these trends, see Ocampo (2009) and recent analysis of capital flows by ECLAC (2010c).



## **How Well has Latin America Fared During the Global Financial Crisis?**

minimally during the worst of the crisis (from US\$435 billion in September 2008 to US\$411 billion in February 2009) before starting to increase again rather dynamically, with only one exception (Venezuela). Equally important, and again in sharp contrast with previous crises, there was no single domestic financial meltdown in the region. This cycle of short interruption in flows followed by a strong recovery of external financing was reflected in exchange rate patterns for those economies with more flexible exchange rates.

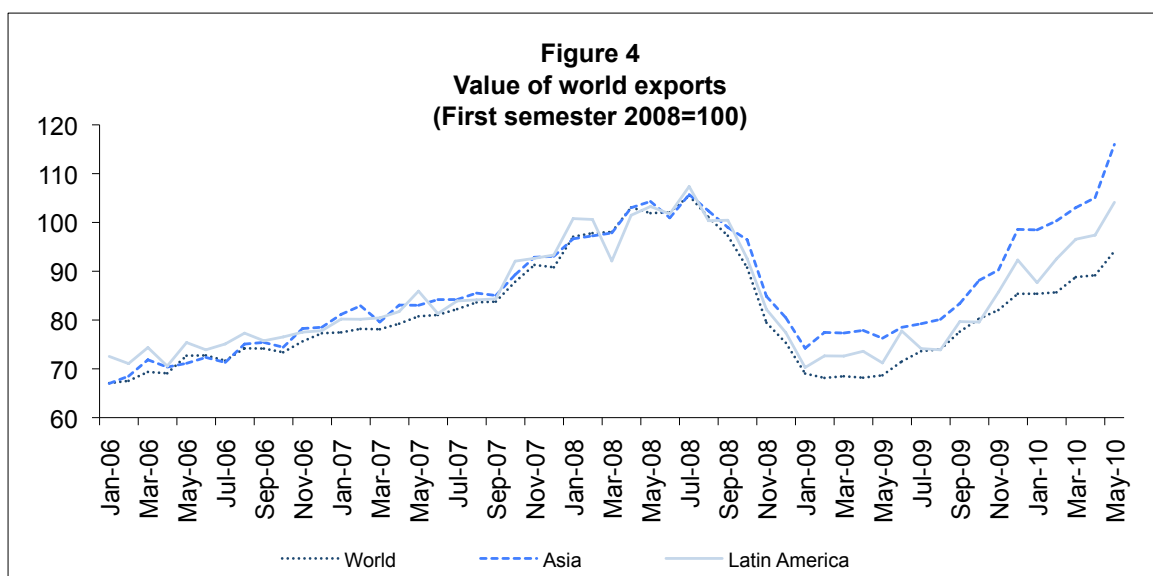
This allows us to state that, although the source of the hurricane was the industrial countries' financial sector, in strict financial terms this is the least severe crisis that Latin America has endured. This is true not only relative to the debt crisis of the 1980s and the global emerging market crisis of the late twentieth century, but also to the 1930s, where the crisis led to broad-based default.

In terms of international trade, the recent crisis had two peculiar features. First, and again in sharp contrast with the three previous crises (the 1980s, the 1994-95 Mexican crisis, and 1997-2002), when world trade continued to grow and facilitated recovery through export expansion, this time the trade collapse was dramatic and worldwide in reach. Second, and in contrast to most (or even all) trade crises in history, commodities fared relatively well. As previously indicated, Chinese demand was crucial for this outcome. The early recovery of Latin American trade was also due in part to the ability of Latin America to ride on the Chinese-led recovery of Asian trade and commodity prices.

These patterns are clearly visible in Figures 4 and 5. Figure 4 shows the dramatic collapse of the value of world exports, which decreased by about a third, relative to peak levels reached during the first semester of 2008. Latin America's exports followed the trend, falling just slightly less than the world average. More detailed analysis indicates that Central America did better than Mexico and South America, with Mexico having a stronger contraction in volume and South America in prices (ECLAC, 2010a). The data also indicate that intraregional trade experienced a sharp downturn, again with the partial exception of Central America, and that exports to China from South America were the brightest spot, contracting only slightly during the worst phase of the crisis and facilitating the recovery of Latin American exports thereafter. World exports have

## How Well has Latin America Fared During the Global Financial Crisis?

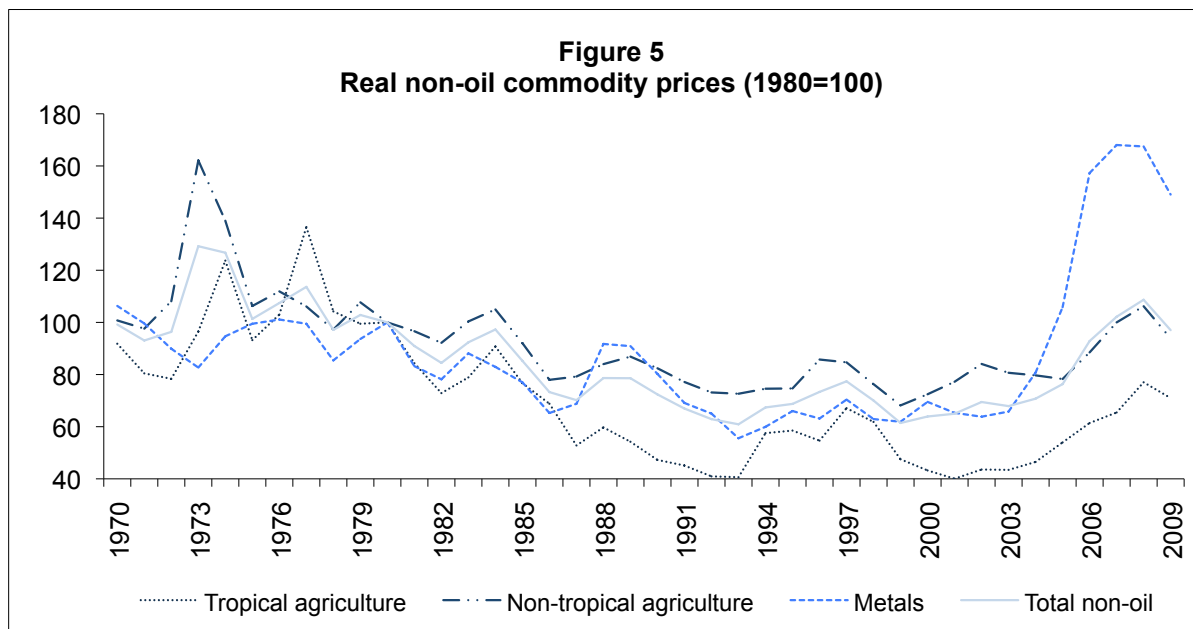
recovered since the second semester, with Asia leading the way and Latin America as the second best performer in the world.



Source: Estimated on the basis of data from the CPB Netherlands Bureau for Economic Policy Analysis

Commodity prices have done particularly well. As indicated at the beginning of this paper, this had been an essential feature of the 2004-07 boom, which continued through the first semester of 2008. Figure 5 shows the evolution of real non-oil commodity prices since the 1970s. It shows that there is also a significant difference between agricultural and mineral prices, with oil (not reproduced here) following a pattern similar to that of metals. For agricultural goods, the 2006-08 boom was only a recovery from the very depressed real prices that had prevailed since the 1980s, and only a partial one in the case of tropical agriculture. In the case of metals, prices had not been equally depressed, and they reached historical peaks in real terms in 2006-08. One of the reflections of this is that terms of trade gains during the boom were concentrated in mineral (including oil) exporting economies: Venezuela and Chile, followed by Bolivia, Ecuador, Peru, and Colombia, with mainly agricultural exporter Argentina coming in only seventh on the list, and relatively late in the process (Ocampo, 2009, Figure 2). After the initial collapse, commodity prices recovered fast and the average real level continued to be very favorable in 2009, particularly again in the case of metals.

## How Well has Latin America Fared During the Global Financial Crisis?



Source: Ocampo and Parra (2010) and update on the basis of same methodology. Commodity prices are deflated by the Manufacturing Unit Value estimated by the World Bank.

The external shocks thus had very diverse effects. Commodity exporters were placed in a favorable situation relative to manufacturing exporters and those countries dependent on remittances. This explains large part of the diverse effects of the crisis throughout Latin America, particularly its “north-south” pattern. Financial events explain the chronology: a strong initial shock followed by fairly rapid recovery. But domestic factors also played an important role.

### II. Domestic Resilience and Policy Responses

The need to adopt countercyclical macroeconomic policies in response to adverse shock crisis generated an initial worldwide consensus during the recent crisis, which has been followed by an increasing divergence of views of how to combine it with fiscal sustainability. This is reflected in the fact that the word “countercyclical,” which had been eradicated or at least marginalized from the lexicon of mainstream economics in recent decades, came back with force. It served also to frame the global macroeconomic response by the Group of 20 as well as multilateral financial institutions—both the International Monetary Fund (IMF) as well as the multilateral development banks. In the case of the IMF, it led to the doubling of all credit lines, the creation of the flexible and precautionary credit lines as crisis prevention tools, and the capacity to use

## How Well has Latin America Fared During the Global Financial Crisis?

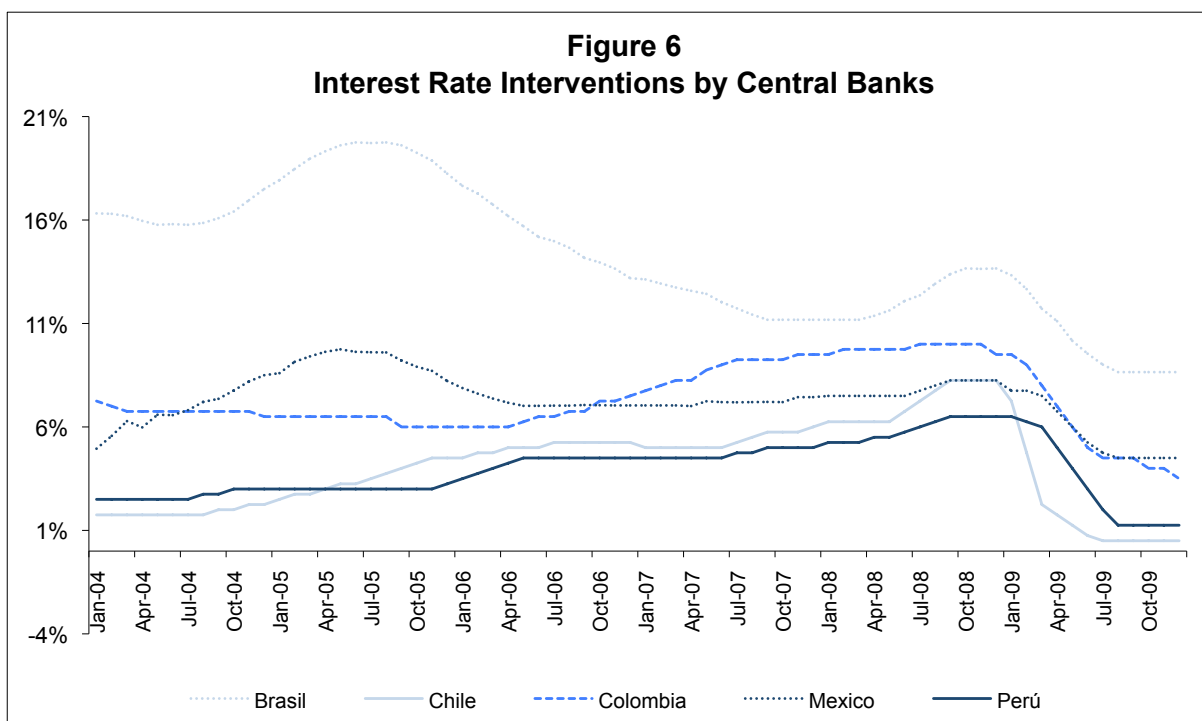
other credit lines for that purpose. The multilateral development banks were capitalized and also responded by boosting their lending, explicitly recognizing that they play a countercyclical role. The U.S. Federal Reserve extended swaps to some emerging markets, particularly Brazil and Mexico in Latin America, and China did the same with Argentina.

Several Latin American countries also had more room to undertake countercyclical macroeconomic policies than in the past. The reasons why countries enjoyed this “policy space” remains, however, subject to debate, particularly on whether this phenomenon reflects “stronger policy frameworks”—understood by the IMF (2009, ch. III), among others, as the mix of inflation targeting, flexible exchange rates, fiscal sustainability, adequate public sector debt profiles, and sustainable current account deficits. We will refer to this paradigm as the “new orthodox policy framework.” Major disagreements reflect diverse interpretations of what was achieved during the boom years in these areas. Alternative strategies emphasize the design of explicit *countercyclical* frameworks, the main purpose of which is to smooth out business cycles (i.e., *real* economic activity and employment) in the face of the procyclical capital flows that developing countries face (see Ocampo, Rada, and Taylor, 2009, ch. 7). In some cases, the new orthodox framework can help achieve countercyclical objectives, but in others it may not. Broader consensus exists on financial resilience associated with prudential regulation and supervision of domestic financial institutions.

The most important change took place during the recent crisis in the monetary area, where countries were able to avoid the initial spike in interest rates that were characteristic of previous crises (Garcia and Marfán, 2011). This came with a lag after the September 2008 global meltdown, due to the initial persistence of adverse trends in food prices that had led to an acceleration of inflation in most countries during the first semester of 2008. Among the economies that use central bank interest rates as a major policy instrument, Colombia started the process of reducing central bank interest rates in December 2008, but the most aggressive steps were taken by Chile during the first semester of 2009, followed by Colombia and Peru, with Brazil. Mexico was particularly reluctant to ease policy rates (see Figure 6). Note, however, that this does *not* reflect a consistent countercyclical policy by central banks through the recent business cycle because, with the exception of Colombia, they did not take steps to cool the

## How Well has Latin America Fared During the Global Financial Crisis?

economy during the boom years, with interest rate hikes coming rather late in the process (only when the food price shock hit). One major issue is, in fact, associated with the biases introduced by focusing exclusively (or primarily) on inflation targets, as exchange rate appreciation during booms helps achieve low inflation rates despite booming domestic demand, with the current account of the balance of payments deteriorating to absorb excess domestic demand.



Source: ECLAC

There were other expansionary monetary and credit policies adopted during the crisis, including the reduction in reserve requirements, reversing increases that had taken place during the period of acceleration of inflation, and the creation of some central bank credit lines. Quite contrary to the new orthodox framework, they also included the use of public sector banks as an active instrument to increase domestic lending. This policy, which was at the core of Chinese and Indian countercyclical policies, was used by several Latin American countries, but only had a major impact in Brazil, due to the significant share of public sector banks in that country. Brazil aside, credit did not experience an early recovery, indicating that the effects of expansionary monetary policies were rather muted.

## **How Well has Latin America Fared During the Global Financial Crisis?**

Equally as important, Latin America was able to avoid domestic financial crises, an inevitable feature of previous events of this sort. Strong prudential regulations were part of the story, though they did not include countercyclical prudential regulations, a topic that had been in the agenda for several years, thanks to their adoption by Spain. They did include, however, attempts to reduce dollarization in countries with a large share of domestic assets and liabilities in foreign currency, or to manage the additional risks that they generate. Peru and Uruguay were important examples in this regard, and Bolivia was also able to reduce dollarization of domestic public sector debt. Low dependence of bank financing on external funds was also important, with Chile as a somewhat less successful story in this regard (ECLAC, 2009).

In terms of foreign exchange, there have been diverse strategies, but none belong to the orthodox standard of clean exchange rate flexibility. Among the large economies, Brazil, Chile, Colombia, Peru, and Mexico were successful in absorbing part of the initial shock through exchange rate flexibility; they all experienced, in turn, appreciation since the second quarter of 2009, when international capital markets started to come back, indeed as a torrent. However, none of these economies followed a clean flexible exchange rate policy, but rather a pragmatic mix of exchange rate flexibility and active foreign exchange interventions and, more generally, reserve management (and also, in the case of Chile, fiscal stabilization funds). Peru intervened more heavily in the foreign exchange market and was successful in smoothing exchange rate volatility, whereas Brazil and Colombia experienced particularly volatile exchange rates (IMF, 2010b, ch. 2). This pattern also prevailed in these two countries during the boom years (Ocampo, 2007). One exception from large interventions in foreign exchange markets during the boom years was Mexico, but it joined the club during the crisis. Aside from these cases, there was a diverse set of experiences, which include dollarization (Ecuador, El Salvador, and Panama), crawling pegs of different sort (Argentina, Bolivia, and Costa Rica), and other “intermediate” regimes. The only country that has faced significant problems in exchange rate management has been Venezuela, which has used exchange rate policies that are reminiscent of past, now largely-abandoned, Latin American policies—multiple exchange rates, with a significant overvaluation of a basic fixed rate (which was insufficiently devalued in January 2010).

## **How Well has Latin America Fared During the Global Financial Crisis?**

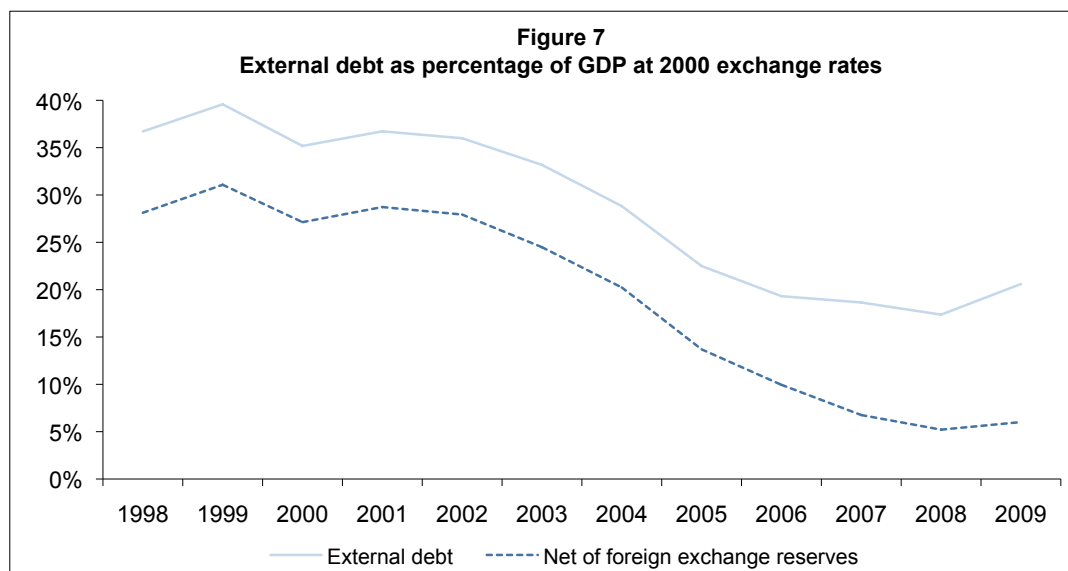
In any case, orthodox exchange rate flexibility is no panacea, as it can generate significant instability in real exchange rates, and thus in the basic relative price indicator that tradable sectors face. It may, therefore, discourage investment in those sectors and negatively affect growth (see Frenkel and Rapetti, 2010). Furthermore, in the face of procyclical capital flows, it is very rational, as a prudential policy, to absorb floods of foreign capital during booms as additional foreign exchange reserves. It is also now widely recognized that this self insurance against crises can have a stabilizing effect, even in economies that manage relatively flexible exchange rate regimes, and give countercyclical monetary and fiscal policies room to maneuver. This is what most central banks in the developing world, including those from Latin America, have done during the peak periods of booming capital flows: the second half of 2006 and the first of 2007, the first half of 2008, and since mid-2009. In this sense, intermediate foreign exchange regimes are friendlier with countercyclical policies than orthodox exchange rate flexibility.

Interventions in foreign exchange markets can be mixed with some capital account regulations. The IMF itself has recognized their virtue as a prudential tool during periods of booming inflows (Ostry et al., 2010), a policy long recommended by the defenders of countercyclical macroeconomic policies (Ocampo, 2003; Marfán, 2005; French-Davis, 2008). Colombia applied some interventions during the boom years, and Brazil introduced a tax on some debt and equity inflows in 2009, but both were too moderate to have a significant effect in the face of large incentives for carry trade and other capital inflows generated by strong appreciation pressures in both countries. Brazil tripled its tax on inflows in October 2010; this decision may enhance its impact.

There is a consensus on two factors that also helped improve the room for countercyclical policies. The first was the broader use of domestic bond markets to finance governments and increasingly, though less so, the corporate sectors. This significantly reduces public sector foreign exchange risks, which lead to significant increases in public sector debt ratios during crises as exchange rates depreciate. The second factor was the reduction in external debts, which had continued to be high up to the early 2000s. This, together with foreign exchange reserve accumulation led to the improvement in external balance sheets, which should be signaled as the major advance during the boom years (Ocampo, 2007). The Heavily Indebted Poor Countries

## How Well has Latin America Fared During the Global Financial Crisis?

(HIPC) initiative supported debt reduction for the lower income countries in the region, as did the Argentina-led renegotiation of its debt after its 2001-02 crisis. As Figure 7 indicates, the external debt, both in gross terms and net of foreign exchange reserves, were still high in 2003, but then fell sharply. The net debt was only 5% of GDP in the latter case in 2008, and only increased moderately in 2009.

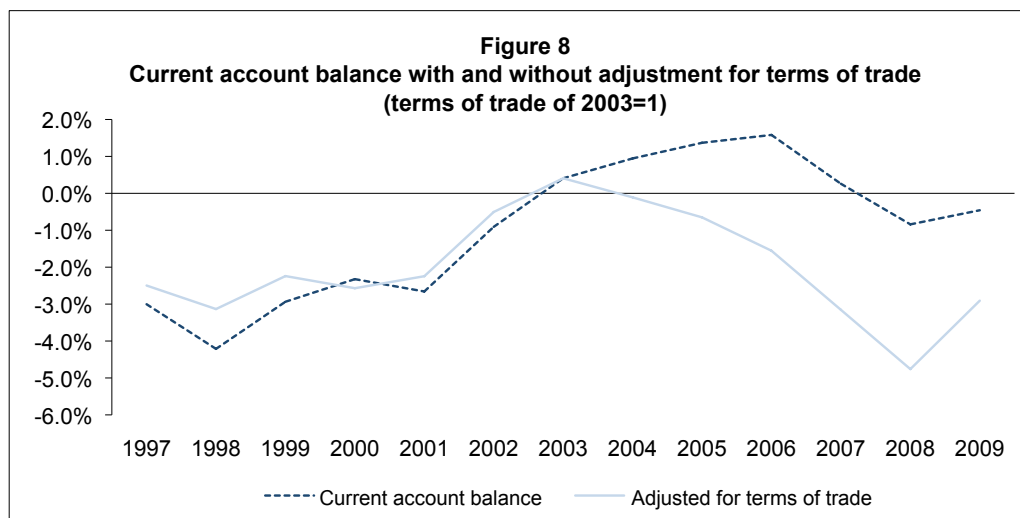


Source: Author estimates on the basis of ECLAC data

To what extent was this outcome a reflection of prudent aggregate demand management, as reflected in the current account surpluses that characterized the boom years? For most countries, the answer is clearly negative. Improvements in current accounts were essentially the result of booming terms of trade. As Figure 8 indicates, when the effect of terms of trade are netted out, there was a sharp deterioration of the current account to levels that by 2008 were significantly higher than prior to the previous crisis. Furthermore, this was the pattern in most countries, with only a few exceptions: Argentina, Bolivia, and Uruguay (Ocampo, 2009, Table 6). Thus, the unusual current account surpluses during the boom years were *not* the result of prudent balance of payments or aggregate demand policies. Rather, Latin America essentially spent—and by 2008 started to overspend—its booming commodity foreign exchange revenues. In this regard, an important adjustment took place in 2009, equivalent to about two percentage points of GDP.



## How Well has Latin America Fared During the Global Financial Crisis?

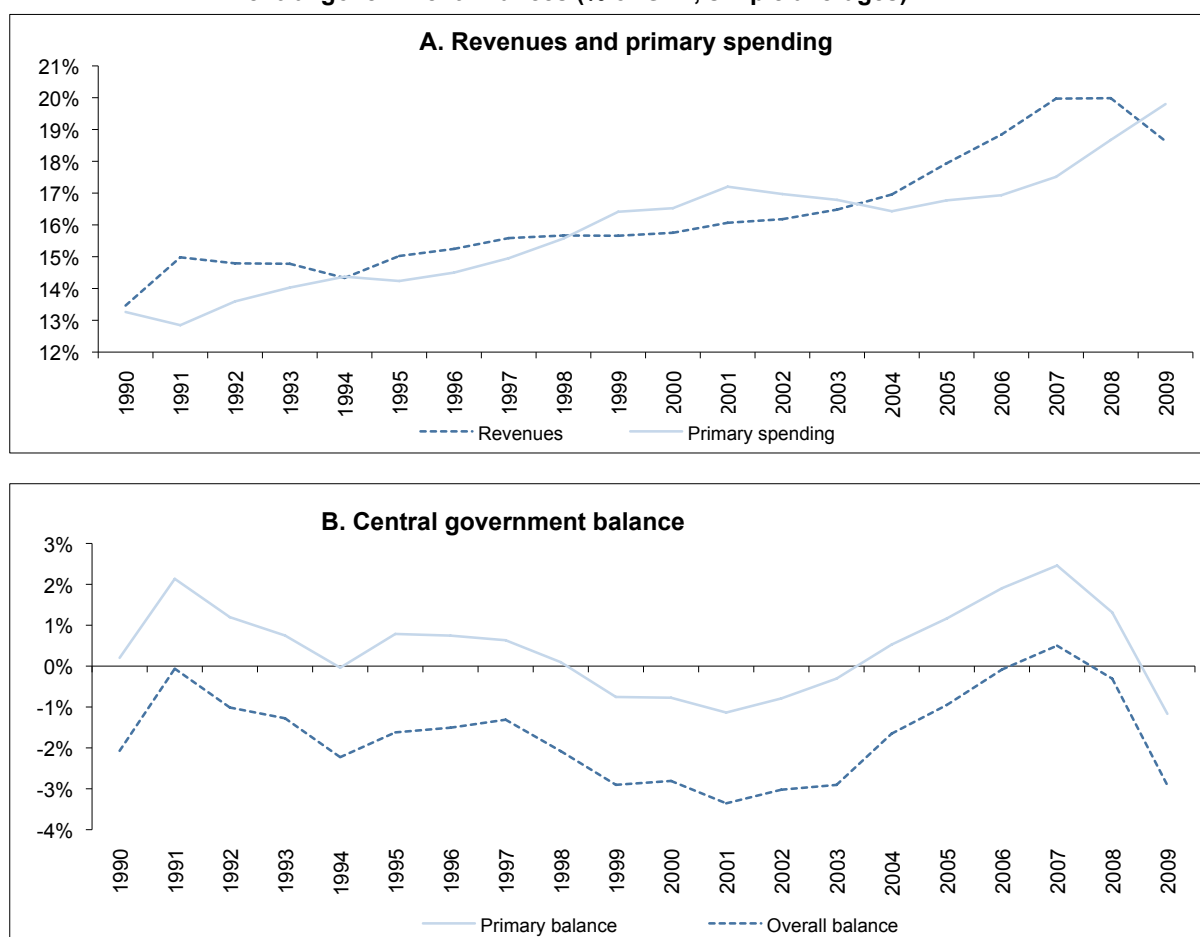


Source: Author estimates on the basis of ECLAC data

The fiscal story is a similar one. To start, fiscal prudence has been a feature of Latin America since the 1990s or even the late 1980s—not a new feature brought up during the 2004-08 boom—and, in this sense, it is really a legacy of the debt crisis. As Figure 9 indicates, average fiscal imbalances have been moderate for the past two decades, with a cyclical pattern that may be described as essentially procyclical with some lags. During booms, spending responds with a lag to rising revenues, thus generating highly procyclical policies at the end of the boom. This had been the pattern at the end of the expansion of the 1990s, and was even more so in 2007-08, when real primary spending growth was running at an (unweighted) average of more than 10% in real terms. In countries whose public sector revenues heavily depend directly or indirectly on natural resources, booming commodity prices were also reflected in rapidly rising fiscal revenues. During the first year after the crisis, spending dynamics maintained the boom pattern (with some moderation), generating, together with falling revenues, an increase in the public sector deficit that has countercyclical effects. If the crisis continues, as it did in the late 1990s, rising deficits and debts will soon lead to a procyclical policy aimed at correcting fiscal imbalances.

## How Well has Latin America Fared During the Global Financial Crisis?

**Figure 9**  
Central government finances (% of GDP, simple averages)



Source: Author estimates on the basis of ECLAC data

This initial countercyclical fiscal effect of fiscal policy was a feature of 2009, but also of 1998, as Figure 9 indicates. The effect was stronger in 2009 due to the sharper recession, which severely affected fiscal revenues, including those from natural resources, and through the steep rise in primary spending as a proportion of GDP, which reflected continued growth in spending but also the reduction of GDP. Real primary public sector spending actually fell to 6.6% from an average of 8.1% during the boom and, as already noticed, more than 10% in 2007-08. There were also a few countercyclical tax cuts adopted in particular by Argentina, Brazil, and Chile (all under 1% of GDP) (ECLAC, 2010b, Figure I.28).

The perception that fiscal policy continued to be procyclical during the 2004-08 boom for most countries coincides with the evaluations of IDB (2008), IMF (2009, ch. IV), and Ocampo (2009). This reflects a diverse set of country experiences. Table 1 presents a possible typology of the

## **How Well has Latin America Fared During the Global Financial Crisis?**

performance of different Latin American countries during the recent cycle (boom and crisis). It classifies as countercyclical the fiscal policies of those countries that meet two criteria: (i) the elasticity of primary spending to GDP was less than one during the boom years, either in relation to GDP growth during those years or GDP growth since 1990; and (ii) real primary spending in 2009 was faster than during the boom years, or faster than the Latin American average in one case. According to these criteria, only one-third of the countries had countercyclical fiscal policies. Half of the countries can be characterized as having a procyclical policy: rapid growth of spending during the boom, followed by a slowdown—generally a sharp one—during the crisis. Finally, three countries had a procyclical fiscal policy during the boom and continued with rapid growth of spending during the crisis; these countries are characterized as having a persistent rapid growth of spending. According to some national evaluations (see Barbosa, 2010), Brazil should probably be placed in this category rather than that of a procyclical policy, which is where it is classified according to the data sources used to estimate Table 1. On average, according to this methodology, Latin America ran a moderately procyclical fiscal policy.

Wage policy, generally left aside from these analyses, should probably also be considered as a factor that had countercyclical effects during the recent crisis. The slowdown of food inflation had, by itself, a positive effect on real wages. But this was mixed with an active minimum wage policy in several countries. The joint effect of these two factors was an important increase in minimum wage policies in most countries (ECLAC, 2010b, Table A-26).

## How Well has Latin America Fared During the Global Financial Crisis?

<b>Table 1</b>				
<b>Characterization of Fiscal Spending</b>				
	Annual real growth primary spending		Growth of spending 2004-08 vs. GDP growth in:	
	2004-08	2009	2004-08	1990-2008 1/
<b>Countercyclical</b>				
Chile	5.3%	14.8%	1.10	0.98
El Salvador	1.8%	9.1%	0.54	0.46
Guatemala	1.8%	6.4%	0.41	0.46
Paraguay	1.9%	28.7%	0.39	0.71
Peru	7.3%	12.7%	0.95	1.50
Uruguay	7.8%	7.4%	0.85	2.27
<b>Persistent rapid growth of spending</b>				
Argentina	12.1%	19.7%	1.44	2.92
Colombia	7.7%	10.9%	1.41	2.17
Costa Rica	7.4%	12.8%	1.27	1.46
<b>Procyclical</b>				
Bolivia	10.2%	-0.8%	2.11	2.66
Brasil	7.7%	3.0%	1.63	2.56
Dominican R.	11.6%	-13.3%	1.67	3.44
Ecuador	18.2%	5.6%	3.39	5.66
Honduras	7.8%	3.5%	1.33	1.92
Mexico	6.7%	-4.7%	1.97	2.25
Nicaragua	6.8%	-1.1%	1.71	2.05
Panama	11.2%	4.2%	1.21	1.95
Venezuela	12.0%	-1.0%	1.18	3.85
Average for LA	8.1%	6.6%	1.34	2.18

1/ 1997-2008 for Brazil and Dominican Republic

Source: Author estimates on the basis of ECLAC data

### III. Policy Implications

A basic implication of the preceding analysis is that the recent strength of the region is not entirely due to “stronger policy frameworks” and it is clearly not due to a broad-based shift of the region towards countercyclical macroeconomic policies. First, some of these outcomes were determined by favorable external factors, not only during the boom years but also during the crisis. Two factors stand out during the crisis: the rapid stabilization of international financial markets, thanks to massive action by industrial countries, and volatile, but relatively high, commodity prices, thanks to Chinese demand.

In terms of domestic macroeconomic policies, the evolution of the current account adjusted by terms of trade during the boom years reflects a macroeconomic policy that can be characterized as essentially procyclical, and this is also true of fiscal policy in most countries. So, the strength

## How Well has Latin America Fared During the Global Financial Crisis?

of the balance of payments and the public sector account during the boom was more a result of high revenues rather than of macroeconomic moderation. Monetary policy was indeed countercyclical during the crisis, but not so in most countries during the boom. So, rather than being associated with a commitment to countercyclical macroeconomic policies, the strength of the region as the global financial crisis hit was associated with *improved external balance sheets facilitated by an exceptional external boom*, which was reflected in moderate external indebtedness by the public sector and increased foreign exchange reserves. Domestic financial policies also had positive effects, particularly strong prudential regulation—though with the countercyclical focus still absent—promotion of domestic bond markets, limited dependence of most banking systems on external funding, and reduced dollarization in some countries.

The internalization of inflation as a major policy objective is also a significant step forward in a region that lived through several hyperinflations and a period of generalized moderate or high inflation, particularly in the 1980s. Whether inflation targeting is the clue to this outcome is more debatable. Indeed, the experience during the boom years indicates that inflation targeting may actually limit central banks actions if a rapid expansion in domestic demand is not reflected in rising inflation, essentially because this is accompanied by exchange rate appreciation and a deterioration of the current account of the balance of payments. The crisis has also made clear that concentrating the focus of central banks on inflation is suboptimal. In industrial countries, central banks have been more concerned in recent years with economic recovery and domestic financial stability, which have thus been recognized implicitly, and sometimes explicitly, as central policy objectives of these institutions.

In developing countries, central banks should also focus on guaranteeing relatively stable and competitive exchange rates. As we have seen, few central banks follow orthodox flexible exchange rate regimes. This deviation from the orthodox is actually fortunate, as it helps to absorb excess capital inflows during boom years as a precautionary policy that enhances the maneuvering room for countercyclical monetary and fiscal policies during the downswing (the self-insurance function), and helps avoid the adverse effects on growth of volatile and uncompetitive exchange rates. In this regard, central bank interventions in foreign exchange markets have been, if anything, less than optimal in several countries of the region. Capital

## **How Well has Latin America Fared During the Global Financial Crisis?**

account regulations can also play a useful role as a way of moderating the macroeconomic effects of booming capital inflows, but have been used in a rather limited way. They could be more broadly used.

The experience of Latin America, as other parts of the world, during recent decades implies, in short, that central bank should have multiple objectives. The complexity that multiple objectives generate certainly makes central bank management more difficult, but this may be, after all, what a “stronger policy framework” means—not the new orthodox focus on inflation targeting and flexible exchange rates. This should be mixed with countercyclical fiscal rules, a fortunate emphasis in current policy debates, for which Chile has been so far the only example before the current crisis (French-Davis, 2010). And the approach should continue to be mixed with positive domestic financial policies, including countercyclical prudential regulation. Overall, this policy mix leans much more to the countercyclical, rather than the orthodox policy paradigm. The latter should continue to be subject to significant revisions.

## How Well has Latin America Fared During the Global Financial Crisis?

### References

- Barbosa, Nelson. 2010. "Countercyclical Policies in Brazil: 2008-09." *Journal of Globalization and Development*, Vol. 1, Issue 1, Article 13.
- Cornia, G. A. 2010. "Income Distribution under Latin America's Center-Left Regimes." *Journal of Human Development and Capabilities*, February.
- ECLAC (United Nations Economic Commission for Latin America and the Caribbean). 2009. *Balance preliminar de las economías de América Latina y el Caribe*. Santiago.
- \_\_\_\_\_. 2010a. *International trade in Latin America and the Caribbean 2009: Crisis and Recovery*. Updated version, May.
- \_\_\_\_\_. 2010b. *Estudio económico de América Latina y el Caribe, 2009-2010*. Santiago, July.
- \_\_\_\_\_. 2010c. *Capital flows to Latin America: Recent developments*. Washington, October 29.
- Ffrench-Davis, Ricardo. 2008. "From financieristic to real macroeconomics: Seeking development convergence in emerging economies." Working paper 44, Commission on Growth and Development, December.
- \_\_\_\_\_. 2010. "Latin America: The Structural Fiscal Balance Policy in Chile: A Move Toward Countercyclical Macroeconomics." *Journal of Globalization and Development*, Vol. 1, Issue 1, Article 14.
- Frenkel, Roberto and Martin Rapetti. 2010. "Economic Development and the International Financial System." Chapter 14 in *Time for a Visible Hand: Lessons from the 2009 World Financial Crisis*, edited by Stephany Griffith-Jones, José Antonio Ocampo, and Joseph E. Stiglitz. New York: Oxford University Press.
- García, Pablo and Manuel Marfán. 2011. "Monetary policy in Latin America: Performance under crisis and the challenges of exuberance." Chapter 9 in *Handbook of Latin American economics*, edited by José Antonio Ocampo and Jaime Ros. New York: Oxford University Press, forthcoming.
- IDB (Inter-American Development Bank). 2008. *All that Glitters May Not be Gold: Assessing Latin America's Recent Macroeconomic Performance*. Washington, D.C., April.
- IDB/MIF (Multilateral Investment Fund). 2010. *Las remesas en América Latina y el Caribe durante el 2009: Los efectos de la crisis financiera global*. [www.iadb.org](http://www.iadb.org)

## How Well has Latin America Fared During the Global Financial Crisis?

- IMF (International Monetary Fund). 2009. *Regional Economic Outlook, Western Hemisphere: Crisis averted—What is next?* Washington, D.C., October.
- \_\_\_\_\_. 2010a. *Regional Economic Outlook, Western Hemisphere: Taking advantage of tailwinds.* Washington, D.C., May.
- \_\_\_\_\_. 2010b. *Regional Economic Outlook, Western Hemisphere: Heating up in the South, Cooler in the North,* October.
- Izquierdo, Alejandro, Randall Romero, and Ernesto Talvi. 2008. “Booms and Busts in Latin America: The Role of External Factors.” Working paper 631, Inter-American Development Bank Research Department, Washington, D.C., February.
- JPMorgan. 2008. “Determinants of Mexico’s remittances from the U.S.” *Global Data Watch*, October 17.
- Marfán, Manuel. 2005. “Fiscal Policy, Efficacy and Private Deficits: A Macroeconomic Approach.” In *Beyond Reforms: Structural Dynamics and Macroeconomic Vulnerability*, edited by José Antonio Ocampo. Palo Alto: Stanford University Press and ECLAC.
- Ocampo, José Antonio. 2003. “Capital Account and Counter-cyclical Prudential Regulations in Developing Countries.” In *From Capital Surges to Drought: Seeking Stability for Emerging Economies*, edited by Ricardo Ffrench-Davis and Stephany Griffith-Jones. Basingstoke, U.K.: Palgrave Macmillan.
- \_\_\_\_\_. 2007. “The Macroeconomics of the Latin American Economic Boom.” *CEPAL Review*, No. 93, December.
- \_\_\_\_\_. 2009. “Latin America and the Global Financial Crisis.” *Cambridge Journal of Economics*, Vol. 33, No. 4, July.
- \_\_\_\_\_, Codrina Rada, and Lance Taylor. 2009. *Growth and Policy in Developing Countries: A Structuralist Approach.* New York: Columbia University Press.
- \_\_\_\_\_, and Mariángela Parra. 2010. “The Terms of Trade for Commodities since the Mid-Nineteenth Century.” *Journal of Iberian and Latin American Economic History/Revista de Historia Económica*, Vol. 28, Issue 1, March.



## **How Well has Latin America Fared During the Global Financial Crisis?**

\_\_\_\_, Stephany Griffith-Jones, Akbar Noman, Ariane Ortiz, Juliana Vallejo, and Judith Tyson. 2010. "The Great Recession and the Developing World." Document prepared for the conference on "Development Cooperation in Times of Crisis and on Achieving the MDGs," organized by the Spanish Presidency of the European Union, Madrid, June.

[www.policydialogue.org](http://www.policydialogue.org)

Ostry, Jonathan D., Atish R. Ghosh, Karl Habermeir, Marcos Chamon, Mahvash S. Qureshi, and Dennis D. S. Reinhardt. 2010. "Capital Inflows: The Role of Controls." IMF Staff Position Note SPN/10/04, February 19. [www.imf.org](http://www.imf.org)

United Nations. 2010. *World Economic Situation and Prospects 2010*, New York, January.

## **How Well has Latin America Fared During the Global Financial Crisis?**

### **About the Author**

Jose Antonio Ocampo is a professor of professional practice in international and public affairs and director of the Economic and Political Development Concentration at the Columbia University School of International and Public Affairs. He also is the former under-secretary general for economic and social affairs of the United Nations, executive secretary of the Economic Commission for Latin America and the Caribbean, and minister of finance of Colombia.

### **About the Study**

This is a revised version of a previous paper prepared by the author as part of his activities as Will Clayton Fellow in International Economics at the James A. Baker III Institute for Public Policy at Rice University, and presented at a conference on the impact of the recent financial crisis on Latin America organized by the Observatory on Latin America of The New School in New York on November 2, 2009. It will be published in 2011 as a chapter in a book of conference papers.